



# Evo 2.5

Sixty-Five System

# Contents



Overview	4	Work Surface Options	11
Power Options	6	Glass Options	12
Customization	8	Storage & Accessories	13
Base Options	10	Typicals	14





## OVERVIEW



### Endless Customization

Enjoy multiple panel heights and tile finishes in fabric, laminate, glass, metal, accessory tool rail, embossed metal, perforated air flow and beltline power.



# Evo 2.5

## Frame And Tile, Refined

Open Plan's newest all-in-one system, Evo 2.5 is easy to assemble, stack and modify as needs shift in the modern workplace. Achieve a designer look at an affordable cost.

With a 2.5" panel thickness, choose from a variety of tile finishes to create a custom style. Flexible power options and open base panels are hallmarks of this system. It's frame and tile, refined.

### Work Surfaces



### Paint



### Fabrics

Over 350+ fabrics available across Grade 1 and Grade 2.



Scan the QR code to see all of our finish options!  
Start customizing today!

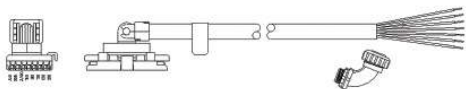


## POWER OPTIONS



### Power Entry Options

Floor or ceiling power entry options are available.



Base Power Entry



Ceiling Power Entry



Ceiling Power Pole

### Power Festoons

Power festoons connect powered panel frames in a straight line or through 90° and 120° connectors. UL Listed.



### Power Harnesses

Panels can be powered or non-powered. Powered Panels come pre-installed with specified 8-wire, 4-circuit, 15-amp power harnesses.



# Flexible Power

## Beltline, Baseline, or Open Base Options

### Open Bases


More light, more style; Evo 2.5 stations can utilize open bases to easily access cords.



### Beltline & Base Power

Power is available above or below the work surface.

Base Cover w/ Receptacle Cutout



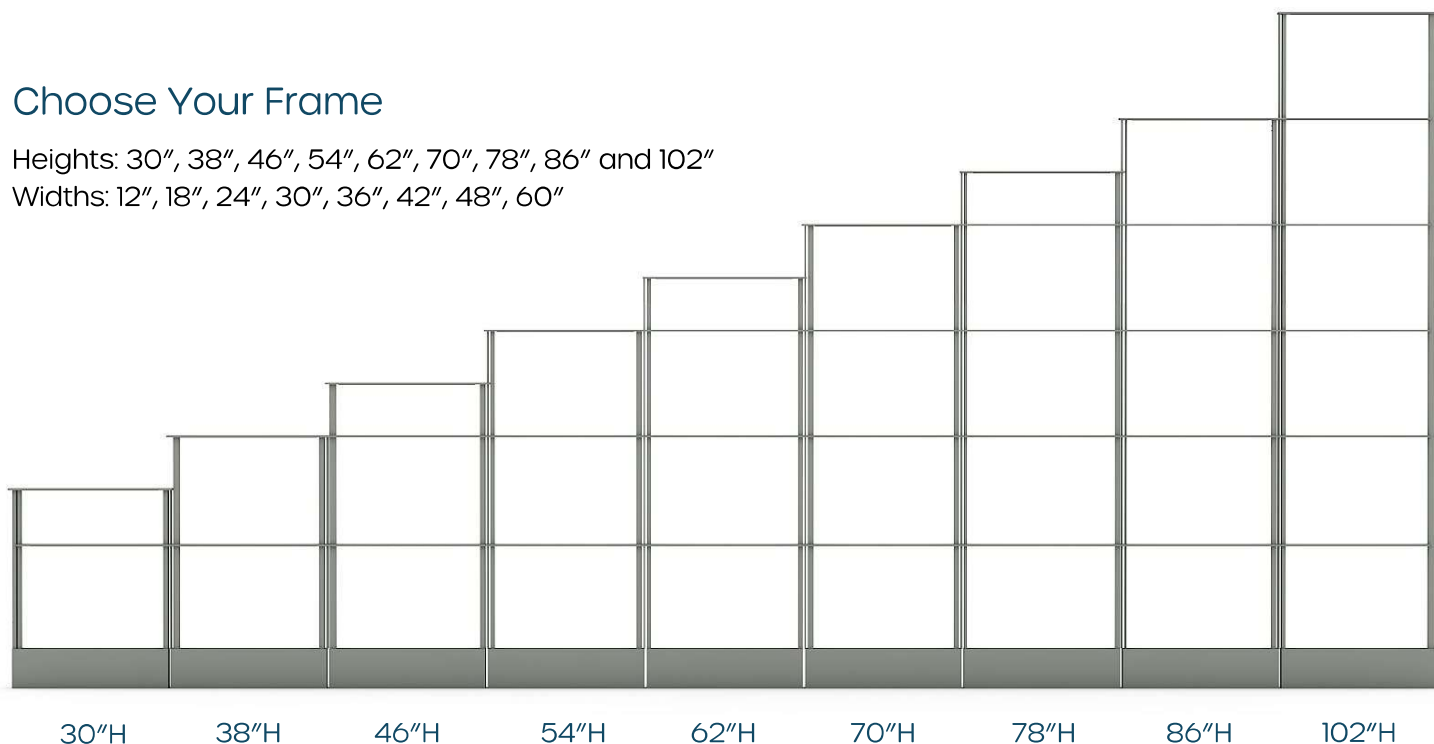
# Frames & Tiles

## Build your Custom Station

### Choose Your Frame


Heights: 30", 38", 46", 54", 62", 70", 78", 86" and 102"

Widths: 12", 18", 24", 30", 36", 42", 48", 60"




### Choose Your Tiles


Heights include 8", 16", 22" and 32" (heights vary by material)



Clear Glass



Frosted Glass



Metal Perforated



Metal Embossed



Fabric Tackable Acoustic



Open Frame



Laminate



Metal Accessory Rail



Metal Beltline Power



Frameless Glass Top Cap





9

Frame Heights

10+

Glass & Tile Options

6

Base Options


# Endless Customization

Base and Work Surface Options



## Base Options


Explore our variety of base options sure to fit all of your design needs.




6" Blank Base Cover



6" Powered Base Cover




Open Base



22" Metal Embossed Tile



22" Metal Bottom Tile



22" Perforated Metal Bottom Tile

**"Easy to assemble, stack and modify as needs shift in the modern workplace."**

## Work Surface Options

Due to distance between panel frames and work surfaces in Evo 2.5, scallop cuts are automatically added to work surfaces to provide support for mounting accessories and cable management.



Rectangular  
(60 - 96" Surfaces)



Rectangular  
(24 - 54" Surfaces)



Corner



Peninsula



Extended Curved Corner




# Glass Options

## Frameless Glass Top Cap And Glass Tiles

Glass Top Cap available in clear or frosted glass and 8" or 16" heights.  
Glass Tiles available in clear and frosted glass and 16" heights.

### Glass Top Cap



### Glass Tiles







# Storage & Accessories

## Secure Your Essentials

Maximize your space and enhance your organization with our storage and accessory options.



Binder Bin w/  
Receding Door



Sliding Door



Upmount Sliding Door



Metal Flipper Door



Metal Storage Shelf



Oblique File  
Holder

Vertical File  
Holder



Paper  
Tray

Stationary  
Holder

Phone  
Holder

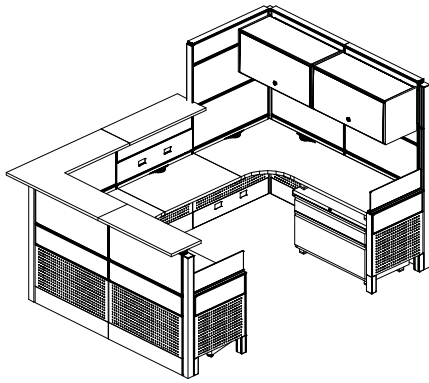
# Typicals

Limitless Possibilities.

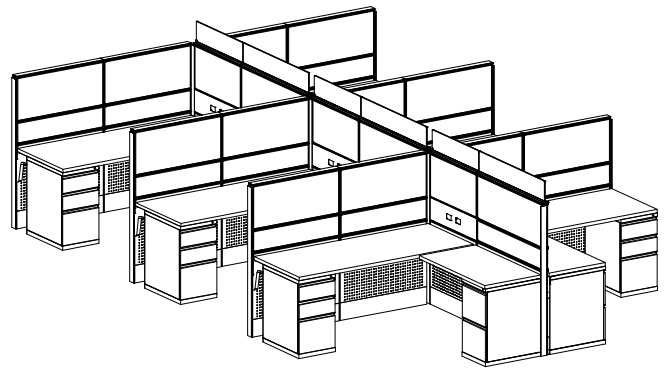


Scan the QR code to look at our full list of typicals!

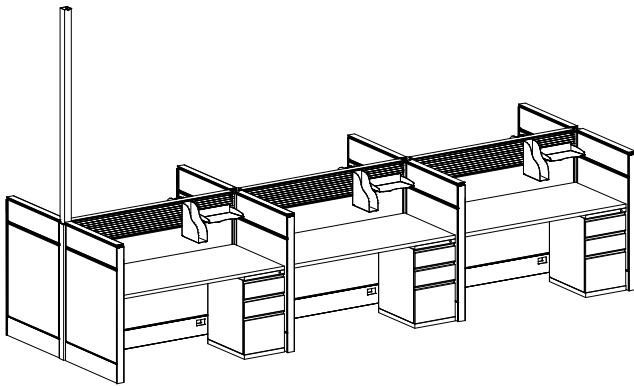




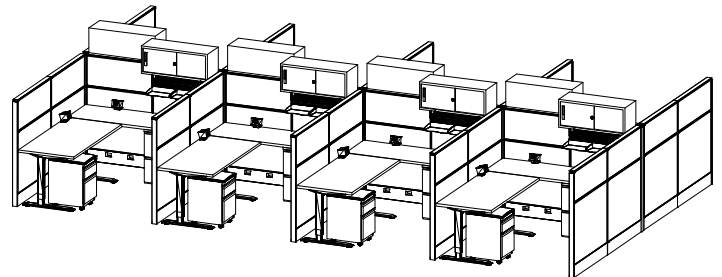
6 x 9 | Reception



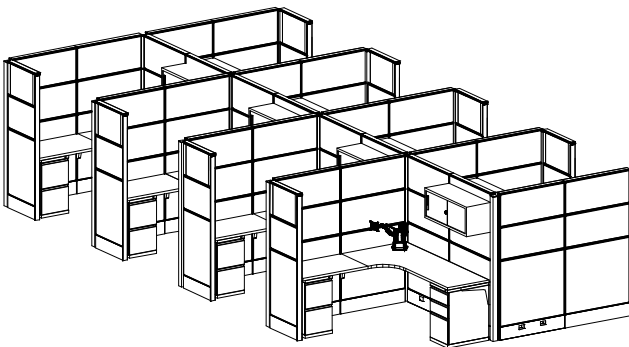
6 x 6 | 6-Pack



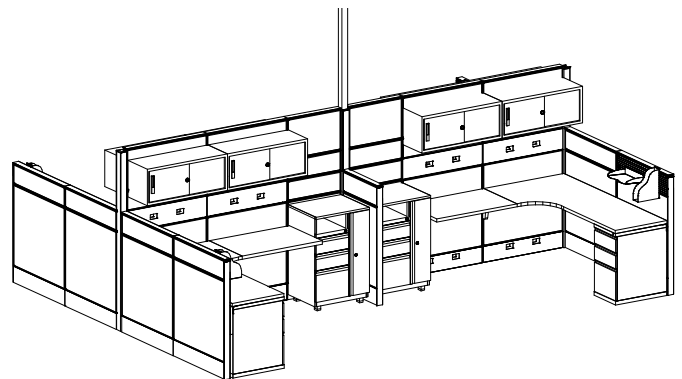
2.5 x 5 | 6-Pack



6 x 7 | 8-Pack



6 x 6 | 8-Pack



6 x 8 | 4-Pack